







# Year 2 Autumn 1: Let's Go on Safari!

Class Books – Class Author – Eileen Browne



## Writing Genre

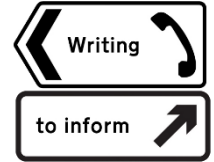
### Writing to entertain –

- To write their own version of Handa's Surprise.
- To write a riddle about an animal.
- Poems: Selection of animal riddles



### Writing to inform –

- To write a non-chronological report about habitats.
- To write instructions to make a cosy habitat.



## Science –

### Biology

#### All living things and their habitats

- Alive or dead
- Habitats
- Adaptations
- Food chains
- Classify things by living, dead or never lived
- Know how a specific habitat provides for the basic needs of things living there (plants and animals)
- Match living things to their habitat
- Name some different sources of food for animals
- Know about and explain a simple food chain.

### Working Scientifically

- Classify or group things according to a given criteria, e.g. animal classification.
- Ask questions such as: Why do animals eat different foods? How do animals adapt to survive? Why do some animals have underground habitats?

## Geography –

### Place Knowledge/ Skills and Field Work/ Human and Physical Geography

- Know the main differences between a place in England and that of a small place in a non-European country.
- Know where the equator, North Pole and South Pole are on a globe.
- Explain some of the advantages and disadvantages of living in a city or village.

## Art-

### Using Materials

- Know how to create a printed piece of art by pressing, rolling, rubbing and stamping
- Know how to make a clay pot and know how to join two clay finger pots together
- Know how to use different effects within an IT paint package (*African patterns*)

### Drawing

- Know how to use charcoal, pencil and pastel to create art.
- Know how to use a viewfinder to focus on a specific part of an artefact before drawing it. (*Copying African patterns on materials*).

## Discrete

### Computing –

#### Digital Citizenship Online Safety / PSHE

Use technology purposefully to create, organise, store, manipulate and retrieve digital content.

### Music -

#### Create own music/ Listening and appreciate

**Charanga unit:** A song about being friends  
**Unit theme:** A song about being friends.

### PSHE -

#### Relationships

##### Families and friendships:

Making friends; feeling lonely and getting help.

##### Safe relationship :

Managing secrets; resisting pressure and getting help; recognising hurtful behaviour.

##### Respecting ourselves and others:

Recognising things in common and differences; playing and working cooperatively; sharing opinions.